
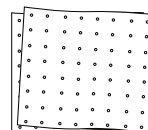
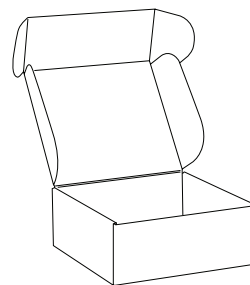


Water Test Kit

Water Test Kit & Professional Analysis



Parts Included



Welcome Card



Water Sample Bottle



Plastic Ziplock Bag



Prepaid Postage Parcel



Absorbent Material



Test Form & User Guide

Specifications

| Ordering Code | Parameters | | | | |
|---------------|--------------|------------------|----------------|-----------------|----------|
| | pH | TDS | Silica | Nitrate | Copper |
| WTEST-KIT | Sulphate | Chloride | Sodium | Total Iron | Fluoride |
| | Conductivity | Total Alkalinity | Total Hardness | Total Manganese | |
| | | | | | |

Process Steps

| | |
|---------|--|
| Step 1: | Fill the supplied bottle from the tap of the water source you want tested. |
| Step 2: | Fill out the details on the form and put it in the supplied clear bag. |
| Step 3: | Put the water sample and all items back in the box and place into the pre-paid post bag. |
| Step 4: | Once received, we will run the water test and return the test results to you within 5 working days of receipt. |